

STEP BY STEP GUIDE ON HOW TO SUBSCRIBE TO SARS RSS FEEDS

1. Open this link www.sars.gov.za/Pages/RSS-Feeds.aspx
2. On that page you will find all the RSS Feeds you can subscribe to.
3. Click on the RSS Feeds you would like to subscribe to, for example Media Release

RSS FEEDS


If you want to keep up to date with the latest developments at SARS simply subscribe to the RSS feeds for the subjects that interest you. You'll see the subject areas below. Once you click on one of these it will take you to the RSS page where you can select from a more detailed list of pages within that subject area.

Every time we make a change to that page or add a new guide or form you will be notified with a link direct to your Outlook mailbox. [Click here to see exactly where to find the RSS feeds you've subscribed to in your mailbox.](#) So no need to go looking for it on the website we'll bring the content to you.

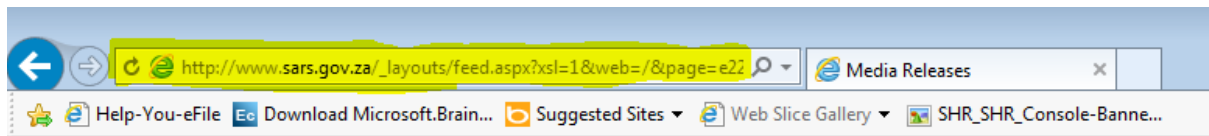
Every page where you see the RSS logo has this service. If you find a page that doesn't and you'd like it to have a feed just let us know via [website feedback](#).

General Feeds

- [What's new on the website](#)
- [Important Dates](#)
- [Media Releases](#)
- [Modernised 3rd Party Data](#)
- [Procurement \(Tender\) Updates](#)
- [Latest Scams](#)
- [E@sy file](#)
- [Discontinuation of Debit Pull Transactions on eFiling](#)
- [Employment Tax Incentive](#)
- [Enhanced TCC Application Process](#)
- [Merging Tax Practitioner Profiles on eFiling](#)
- [Trust](#)
- [Tax Practitioner](#)
- [Tax Season](#)



4. Below is the picture of what you will see



Media Releases

25 January 2015 - R12-million drug bust at OR Tambo Airport

25 January 2016, 11:39:14 AM →

22 January 2016 - Tax returns give insight into economic performance

22 January 2016, 09:49:40 AM →

6 January 2016 - Dried abalone, heroin intercepted at borders

07 January 2016, 09:22:25 AM →

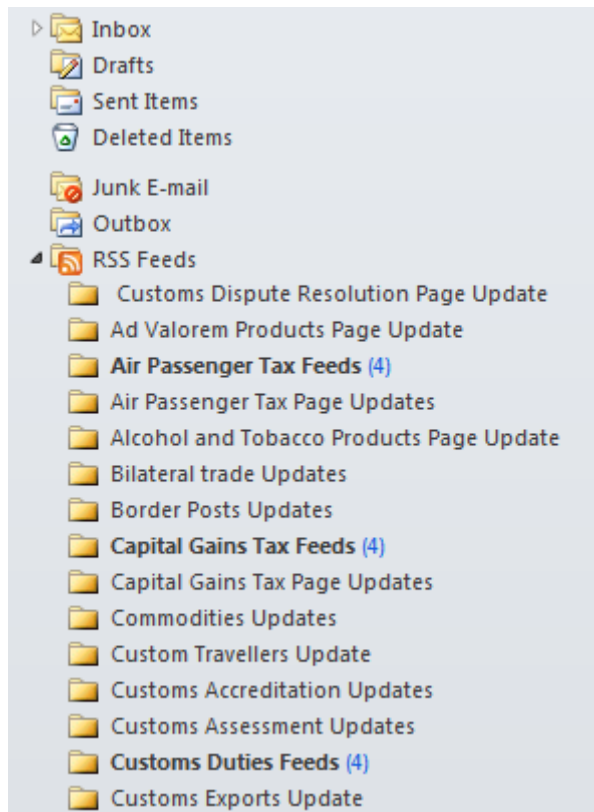
30 December 2015 - Trade Statistics for November 2015

30 December 2015, 01:59:48 PM →

26 December 2015 - R76-million confiscated at Lebombo border post

27 December 2015, 06:17:23 PM →

5. Copy the URL highlighted in yellow for example Media Release URL
http://www.sars.gov.za/_layouts/feed.aspx?xsl=1&web=/&page=e2277338-d604-4e1e-9475-84c6200115ec&wp=15d3d455-6ecb-4987-b9fc-039223f751d3&pageurl=/Pages/RSS-General.aspx
6. Open your Microsoft outlook



7. On the list of folders, the is "RSS Feeds" folder, right click the folder and select "Add a new RSS Feed"
8. A pop up will show, paste the URL (Ctrl+V) you copied on point number 5.
9. Once you click add, a confirmation message will show asking you to subscribe to the source you trust, click ok
10. The feed will now show under your RSS Feeds. You can do these steps to subscribe to the other Feeds.