FOR INFORMATION ONLY

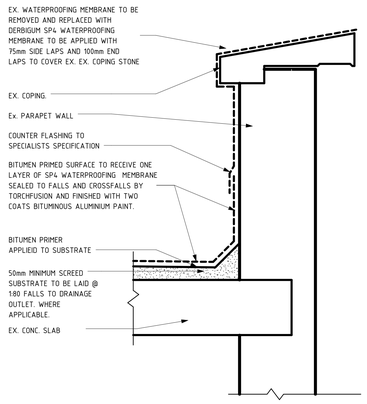

DETAIL 1 - TYPICAL PARAPET WALL TYPE 1

SCALE 1 : 10

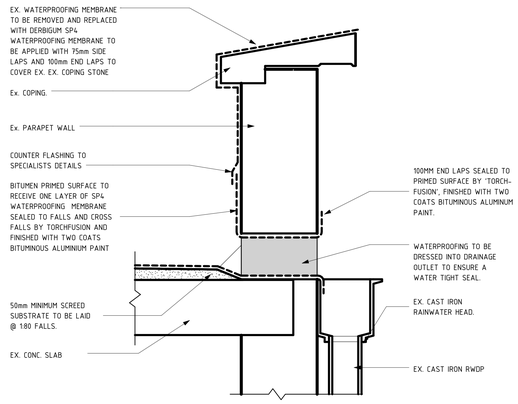

DETAIL 2 - TYPICAL PARAPET WALL THROUGH DRAINAGE OUTLET

SCALE 1 : 10

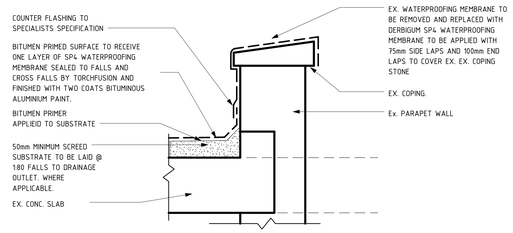

DETAIL 3 - TYPICAL PARAPET WALL TYPE 2

SCALE 1 : 10

WATERPROOFING NOTES

SUBSTRATE

ENSURE SUBSTRATE FALLS @ 180 GRADIENT TO OUTLETS.

ENSURE ALL INTERNAL CORNERS ARE FILLETED AND EXTERNAL CORNERS ROUNDED.

SUBSTRATE TO BE SAND & CEMENT SCREED. SURFACE TO BE FIRM AND EVENLY LAID, SMOOTHENED TO FALLS.

TO ENSURE UNIFORM SEAL ENSURE SURFACE IS DRY, CLEAN AND FREE OF ALL CRACKS, SHARP EDGES, DEFECENCIES, VOIDS OR PROTRUSIONS.

REMOVALS, DEMOLITIONS

ALL EXISTING WATERPROOFING LAYERS TO BE REMOVED.

EXISITING BALUSTRADES TO BE REMOVED.

EXPOSED REBAR TO BE REMOVED.

ALL SURFACE MOUNTED PROTRUSIONS TO BE REMOVED.

OUTLETS

WATERPROOFING TO BE DRESSED INTO DRAINAGE OUTLETS SO AS TO ENSURE A WATER TIGHT SEAL.

FLANGE TO BE KEPT BELOW SCREED LEVEL TO PREVENT PONDING AROUND FULLBORE OUTLET.

PRIMING

ALL SURFACES TO RECEIVE BITUMEN PRIMER TO SPECIALIST DETAIL. CONTRACTOR TO ENSURE PRIMER RECEIVES NO DAMAGES TO SURFACE.

PRIMED SURFACES TO BE CLEANED PRIOR TO WATERPROOFING APPLICATION.

APPLICATION

ONE LAYER DERBIGUM SP4 WATERPROOFING MEMBRANE, WITH 75MM SIDE LAPS AND 100MM END LAPS, SEALED TO PRIMED SURFACE TO FALLS AND CROSSFALLS BY 'TORCH-FUSION' FINISHED WITH TWO COATS BITUMINOUS ALUMINUM PAINT. WATERPROOFING TO BE INSTALLED BY AN APPROVED DERBIGUM CONTRACTOR UNDER A TEN YEAR GUARANTEE.

FLOOD TEST

ROOFSLAB TO UNDERGO A 48-74 HOUR FLOOD TEST TO CERTIFICATION BY SPECIALIST PRIOR TO COMPLETION OF WORKS.

RAINWATERGOODS

EX. RAINWATER HEAD HOPPER & DOWNPIPES TO BE INSPECTED. IF REQUIRED TO BE REPLACED TO MATCH ALUMINIUM.

FULLBORE OUTLETS

EX. FULLBORE'S TO BE REPLACED WITH NEW SAINT GOBAIN 180 VERTICAL ROOF OUTLET WITH CENTRE BOLT.

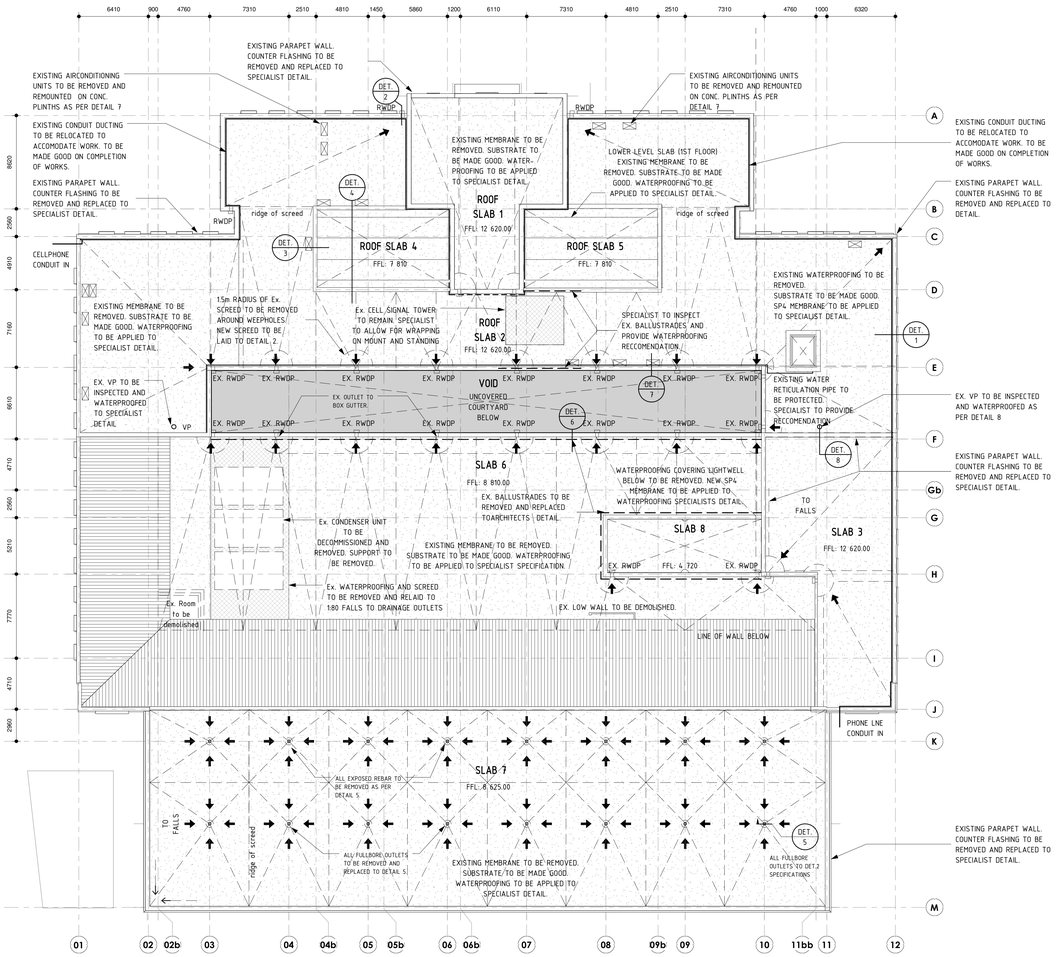

ROOF PLAN

SCALE 1 : 200

LEGEND

EX. AC UNITS

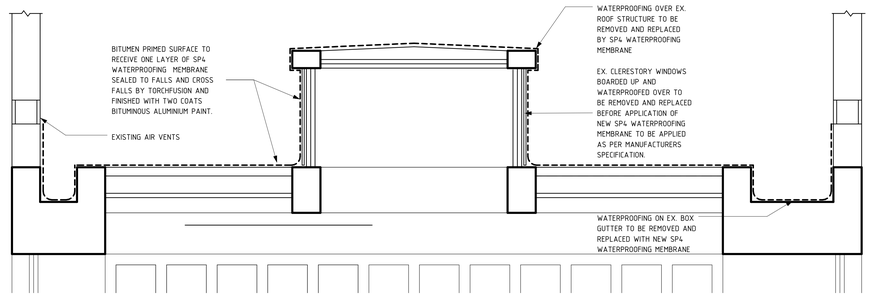

DETAIL 4 - SECTION THROUGH CLERESTORY WINDOWS

SCALE 1 : 20

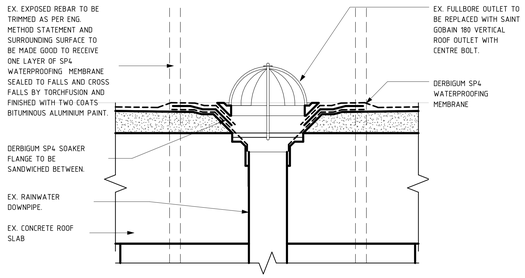

DETAIL 5 - TYPICAL FULLBORE OUTLET

SCALE 1 : 5

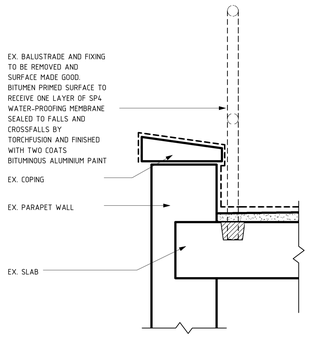

DETAIL 6 - SECTION THROUGH EX. BALLUSTRADE

SCALE 1 : 10

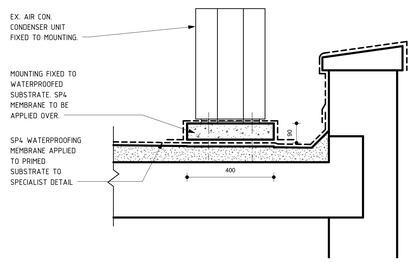

DETAIL 7 - TYPICAL MOUNTING DETAIL

SCALE 1 : 10

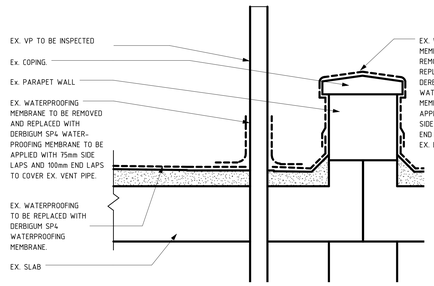

DETAIL 8 - TYPICAL VENT PIPE DETAIL

SCALE 1 : 10

NO	REVISION	DATE

SARS FACILITIES MANAGEMENT

CLIENT
SOUTH AFRICAN REVENUE SERVICE

OWNER'S SIGNATURE :
RATE NO :

PROJECT
PROPOSED ADDITIONS & ALTERATIONS TO EXISTING CUSTOMS & EXCISE BUILDING AT 2 MARGARET MNCADI ROAD ON ERF 10023 OF THE FARM DURBAN

DRAWING
WORKING DRAWING
ROOF PLAN
WATERPROOFING LAYOUT

SCALE	DATE	DRAWN	CHECKED
As indicated	11-12-2014	CKP	MMB

PROJECT NUMBER K 007

DRAWING NUMBER WP1 - WD 700 REVISION 00