



STATEMENT

SARS MEDIA RELEASE

UNDER EMBARGO – 2pm Monday, 31 July 2023

SARS releases the preliminary trade statistics for June 2023

Pretoria, 31 July 2023 – South Africa recorded a preliminary trade balance deficit of R3.5 billion in June 2023. This deficit is attributable to exports of R167.6 billion and imports of R171.1 billion, inclusive of trade with Botswana, Eswatini, Lesotho and Namibia (BELN).

The year-to-date (01 January to 30 June 2023) preliminary trade balance surplus of R5.6 billion is a deterioration from the R129.6 billion trade balance surplus for the comparable period in 2022. On a year-on-year export flows for June 2023, were R167.6 billion, which were 8.3% lower compared to R182.9 billion for June 2022, whilst import flows were 6.5% higher having increased from R160.7 billion in June 2022 to R171.1 billion in the current period.

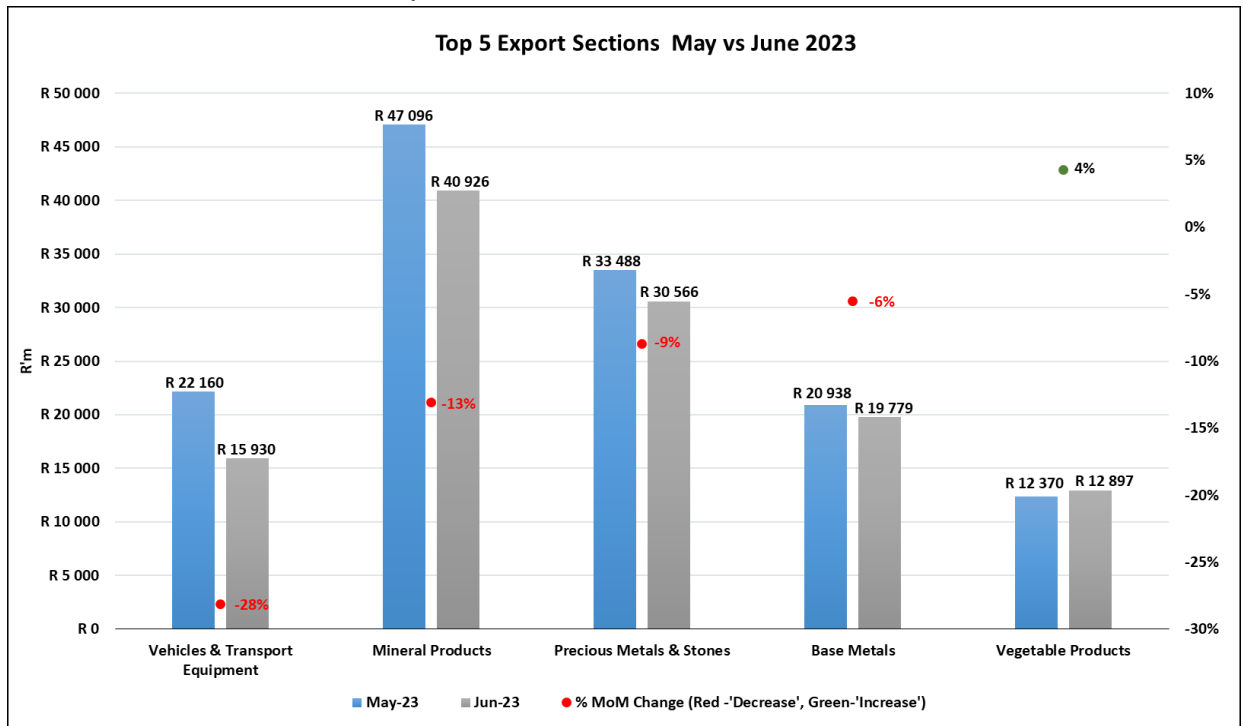
On a month-to-month basis, exports decreased by R15.8 billion (8.6%) from R183.4 billion to R167.6 billion between May and June 2023, whereas imports decreased by R2.7 billion (1.6%) from R173.9 billion to R171.1 billion over the same period. Export flows decreased in June, driven by Iron Ores and concentrates, Vehicles (Goods) and vehicles for passengers. Value of imports decreased on the back of a decrease in importation of Crude oils, Telephone sets and Unused postage stamps.

Due to ongoing Vouchers of Correction (VOC), the preliminary trade balance surplus of R10.2 billion announced for May 2023 was revised downwards by R0.6 billion, with the final number at R9.6 billion.

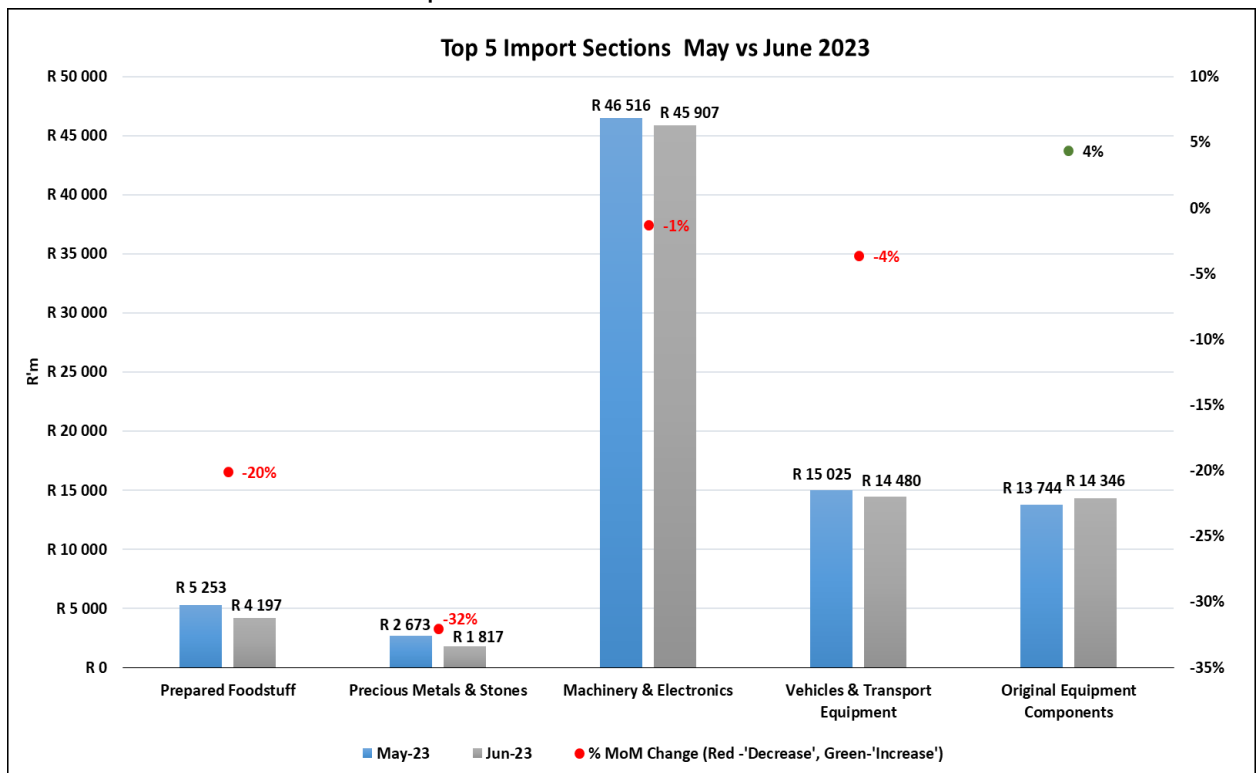
[Click here for Merchandise Trade Statistics June 2023](#)

Trade highlights by category

The main month-on-month export movements:



The main month-on-month import movements:



Trade highlights by world zone

The world zone results from May (revised) to June (preliminary) 2023 are given below:

World Zones (R' m)	The main month-on-month movements (R' m)				
	Trade Type	May 2023	June 2023	Variance	% M-o-M
Africa	Exports	47 053	47 134	81	↑ 0.2%
	Imports	14 918	14 171	-748	↓ -5.0%
	Trade Balance	32 135	32 964	-	-
America	Exports	17 753	15 805	-1 949	↓ -11.0%
	Imports	20 308	19 158	-1 150	↓ -5.7%
	Trade Balance	-2 555	-3 354	-	-
Asia	Exports	59 243	55 082	-4 161	↓ -7.0%
	Imports	89 552	91 379	1 827	↑ 2.0%
	Trade Balance	-30 310	-36 297	-	-
Europe	Exports	50 246	39 430	-10 815	↓ -21.5%
	Imports	46 660	43 610	-3 050	↓ -6.5%
	Trade Balance	3 586	-4 179	-	-
Oceania	Exports	1 403	1 808	405	↑ 28.9%
	Imports	1 728	2 307	579	↑ 33.5%
	Trade Balance	-325	-499	-	-
Other Unclassified	Exports	6 378	7 450	1 072	↑ 16.8%
	Imports	698	532	-166	↓ -23.8%
	Trade Balance	5 680	6 918	-	-
Ship/Aircraft	Exports	1 364	906	-459	↓ -33.6%
	Imports	-	-	-	-
	Trade Balance	1 364	906	-	-

Excluding trade data with Botswana, Eswatini, Lesotho and Namibia (BELN)

The trade data excluding BELN for June 2023 recorded a preliminary trade balance deficit of R14.7 billion, with export flows at R151.6 billion and import flows at R166.3 billion.

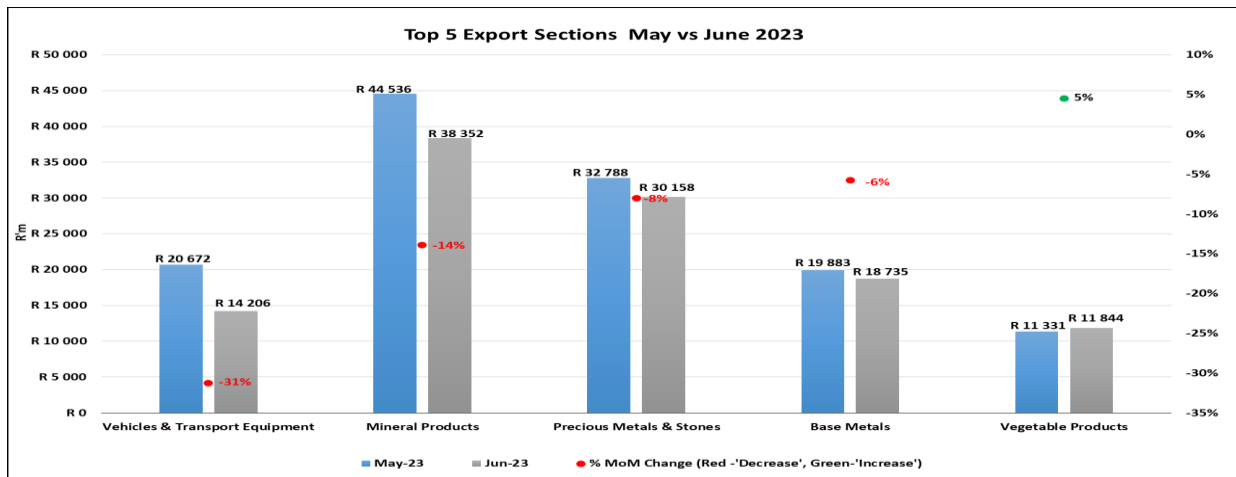
Summary

The preliminary cumulative trade balance deficit for 2023 was R54.4 billion compared to R72.6 billion trade balance surplus during 2022.

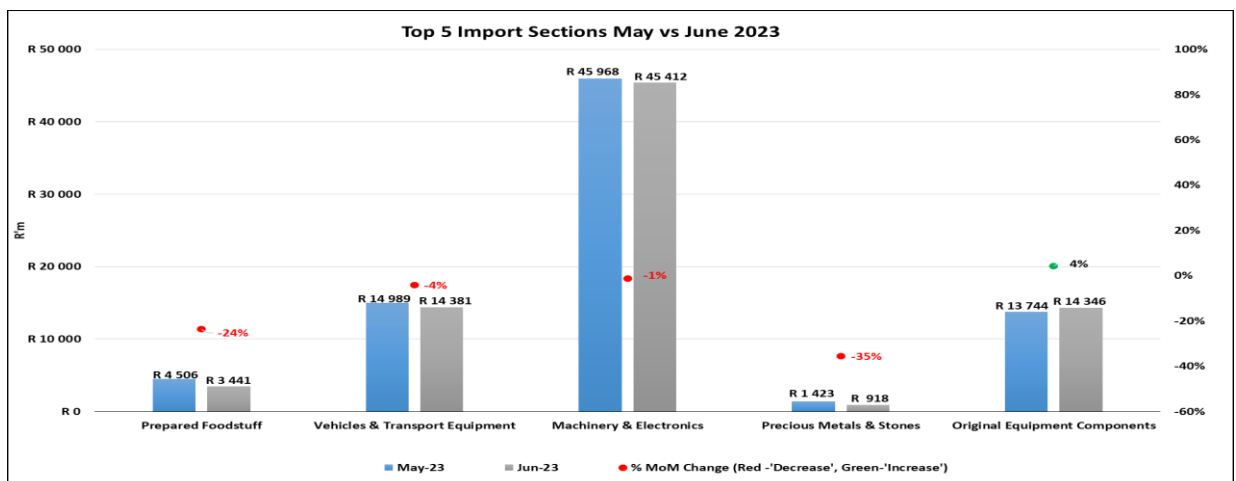
Between May and June 2023, exports decreased by R15.7 billion (9.4%) whilst imports decreased by R2.4 billion (1.4%) over the same period.

Trade highlights by category

The main month-on-month export movements:



The main month-on-month import movements:



Trade highlights by world zone

The world zone results for Africa, excluding BELN, between May (revised) and June (preliminary) 2023 are given below:

World Zones	The main month-on-month movements (R' m)				
	Trade Type	May 2023	June 2023	Variance	% M-o-M
Africa	Exports	30 897	31 079	181	0.6%
	Imports	9 702	9 282	-420	-4.3%
	Trade Balance	21 196	21 796	-	-

[Click here for Merchandise Trade Statistics June 2023](#)

3. Botswana, Eswatini, Lesotho and Namibia (Only)

Trade statistics with the BELN countries for June 2023 recorded a preliminary trade balance surplus of R11.2 billion.

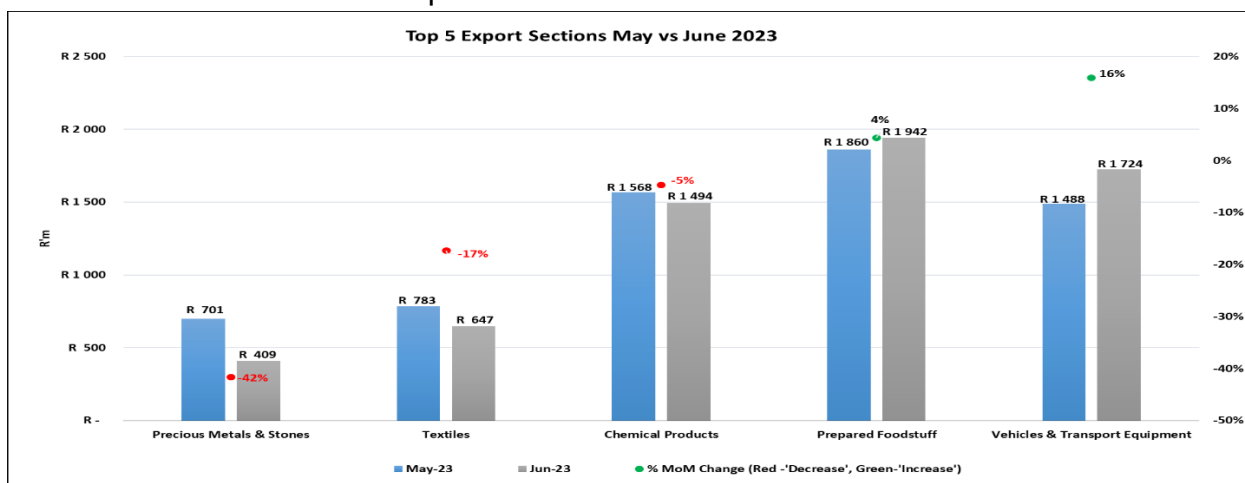
Summary

The R11.2 billion preliminary trade balance surplus for June 2023 was as a result of exports of R16.1 billion and imports of R4.9 billion. Exports decreased by R0.1 billion (0.6%) between May and June 2023 and imports decreased by R0.3 billion (6.3%) over the same period.

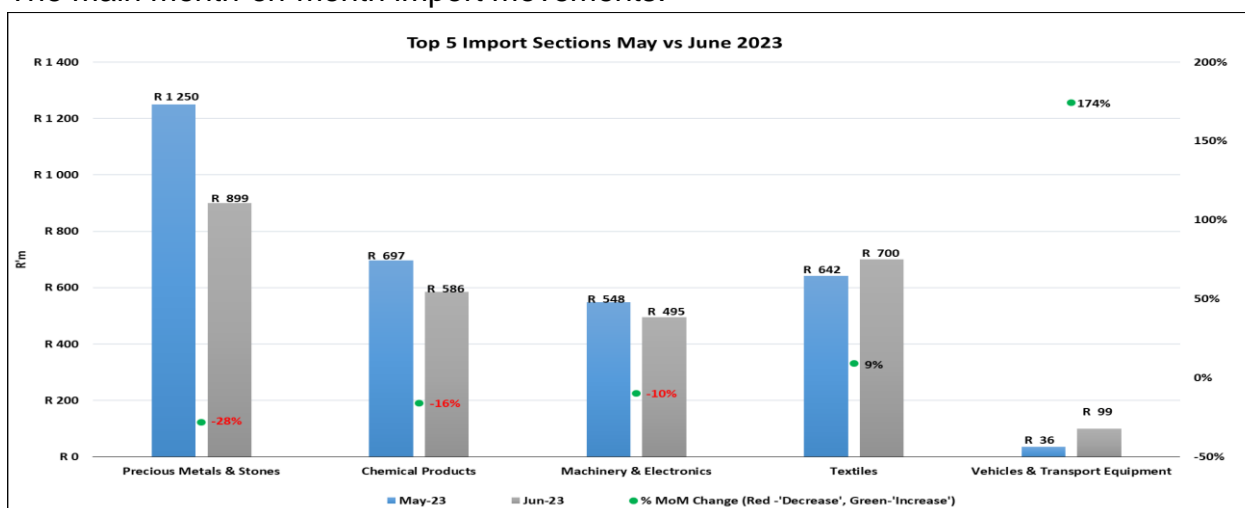
The preliminary cumulative trade balance surplus for 2023 was R60.0 billion compared to R56.9 billion in 2022.

Trade Highlights by Category

The main month-on-month export movements:



The main month-on-month import movements:



[Click here for Merchandise Trade Statistics June 2023](#)

ENDS.

For any enquiries, please send your queries to SARSMedia@sars.gov.za or TradeStatistics@sars.gov.za