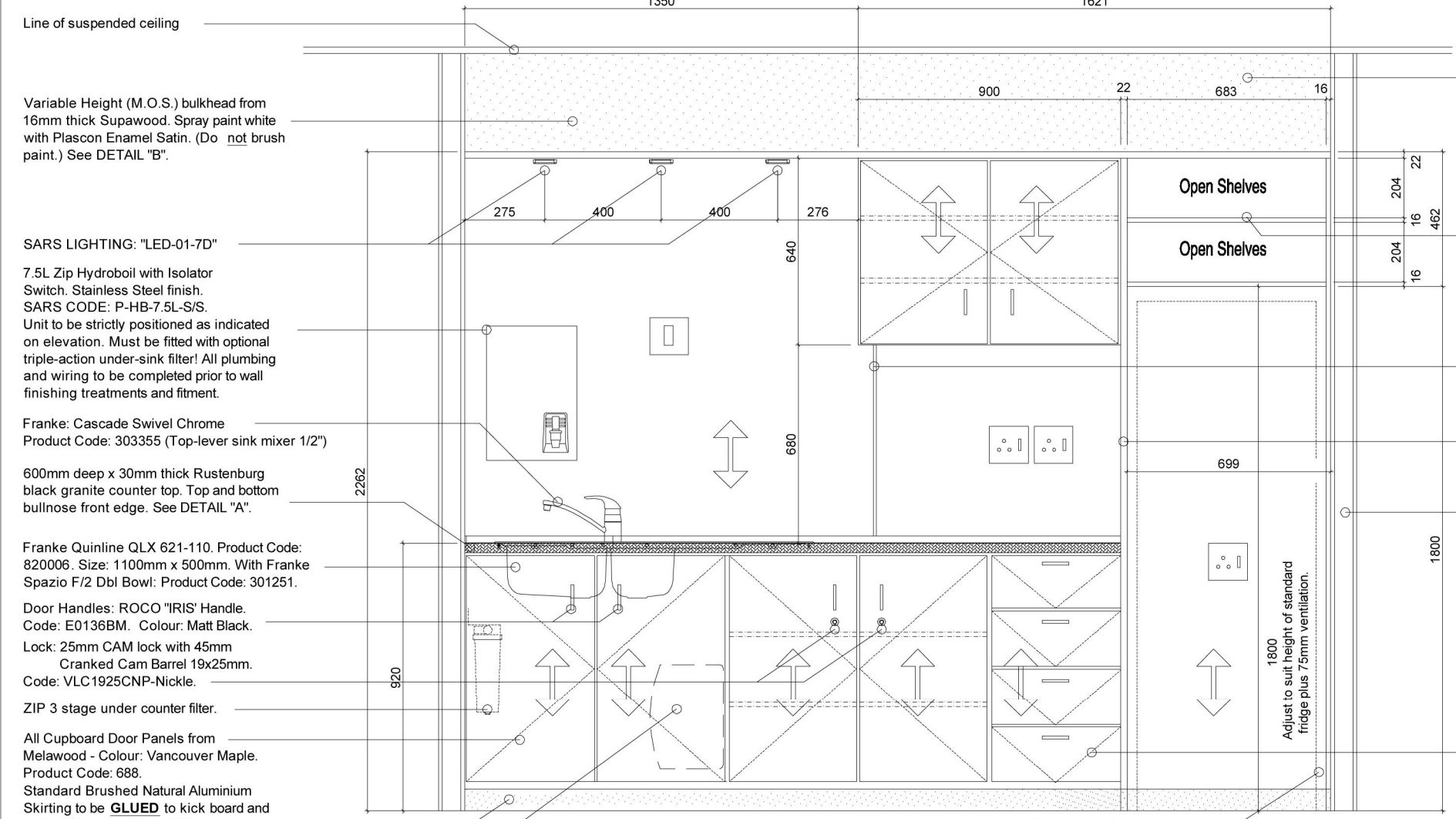
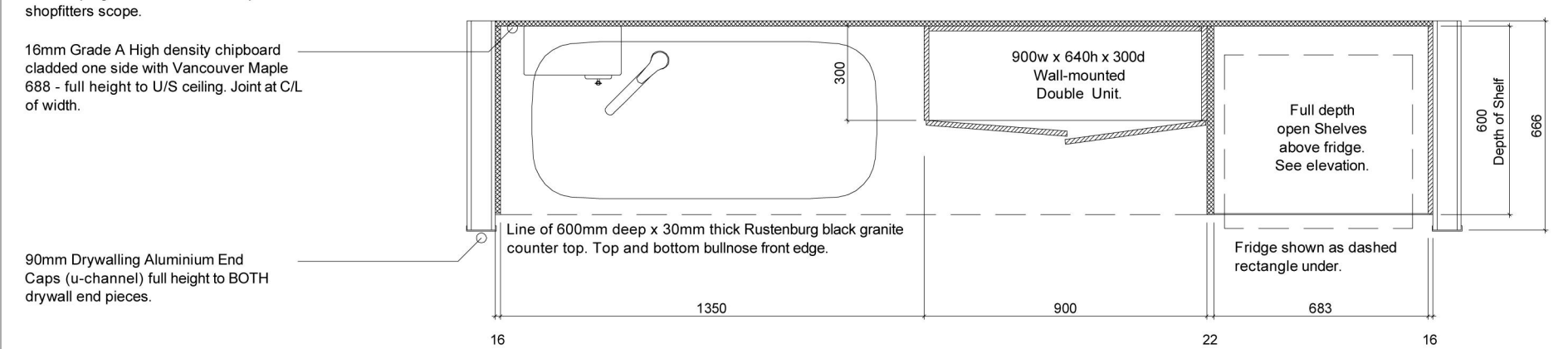


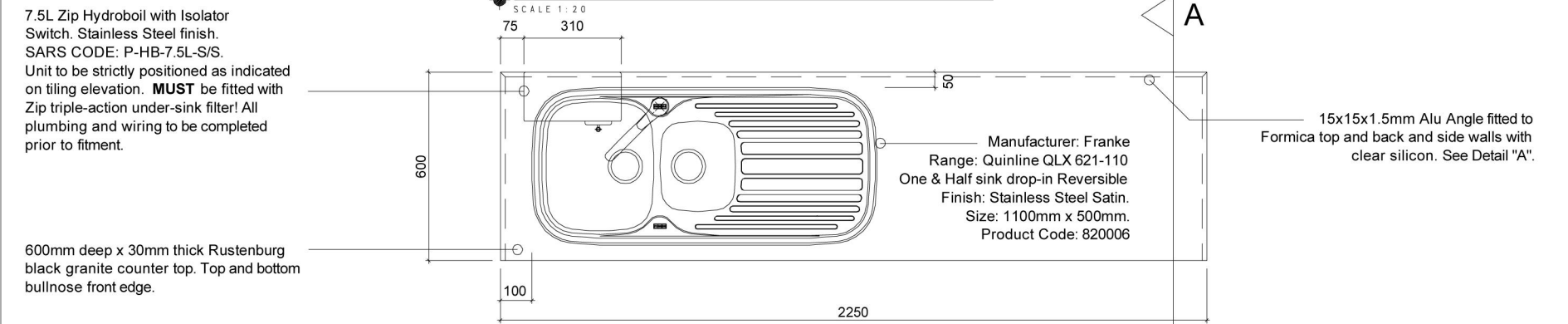
SERVICES - ELEVATION



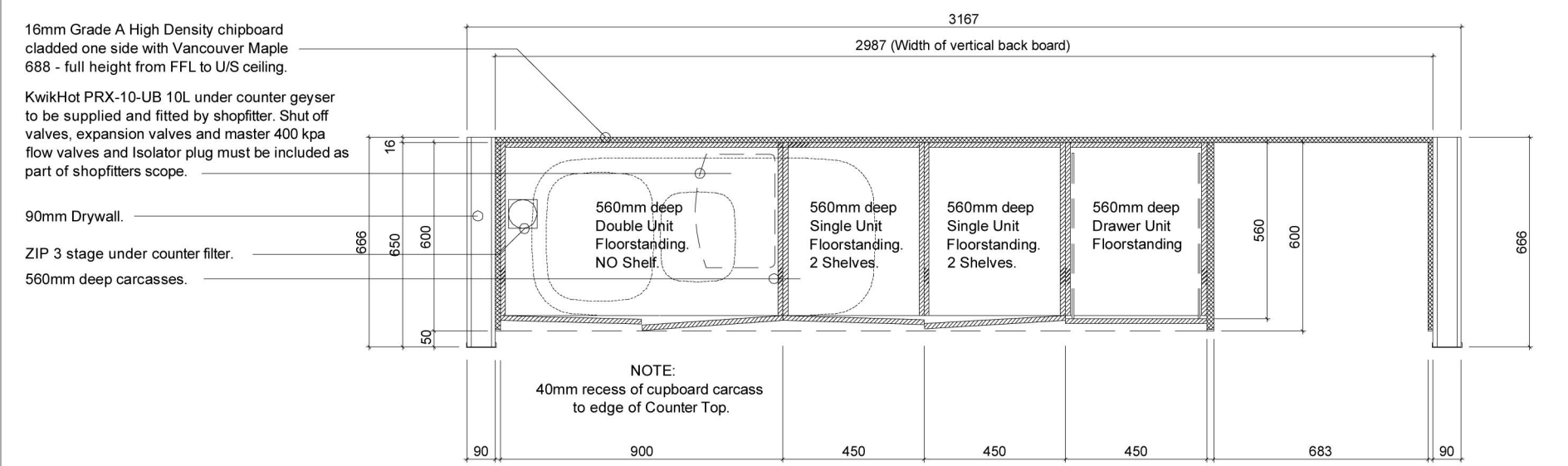
SHOP FITTING ELEVATION



PLAN - UPPER CUPBOARDS



COUNTER TOP & SINK



PLAN - LOWER CUPBOARDS

- NOTE:
- Height of Bulkhead "may" Vary site to site.
 - Height of 22mm Horizontal panel is always fitted as 2262 to TOP of panel from FFL.

NOTE

THIS DRAWING IS A DEFAULT TEMPLATE WHICH IS REVERSIBLE LEFT TO RIGHT PER PROJECT AND INSTALLATION!

THE SHOPFITTER AND CONTRACTOR ARE TO MUTUALLY ENSURE THAT THE ORIENTATION OF THIS KITCHEN UNIT IS CONFIRMED ON THE ARCHITECTURAL DRAWINGS BEFORE ANY MANUFACTURE/INSTALLATION COMMENCES.

FAILURE TO DO SO WILL RESULT IN THE WORK BEING RE-DONE/CORRECTED BY SHOPFITTER AT NO COST TO SARS.

Variable Height bulkhead from 16mm Supawood. Spray paint Plascon White Enamel Satin. Do not brush paint.

22mm full-depth shelves. Finish: Vancouver Maple Melawood 688. 2.5mm thick Maple finish high impact resistant PVC Edging.

Approximate position of 10x10x2 "U" channel board joint.

22mm Thick Vancouver Maple 688 High Density Grade A Panel with 2.5mm thick High Impact resistant PVC Maple edging.

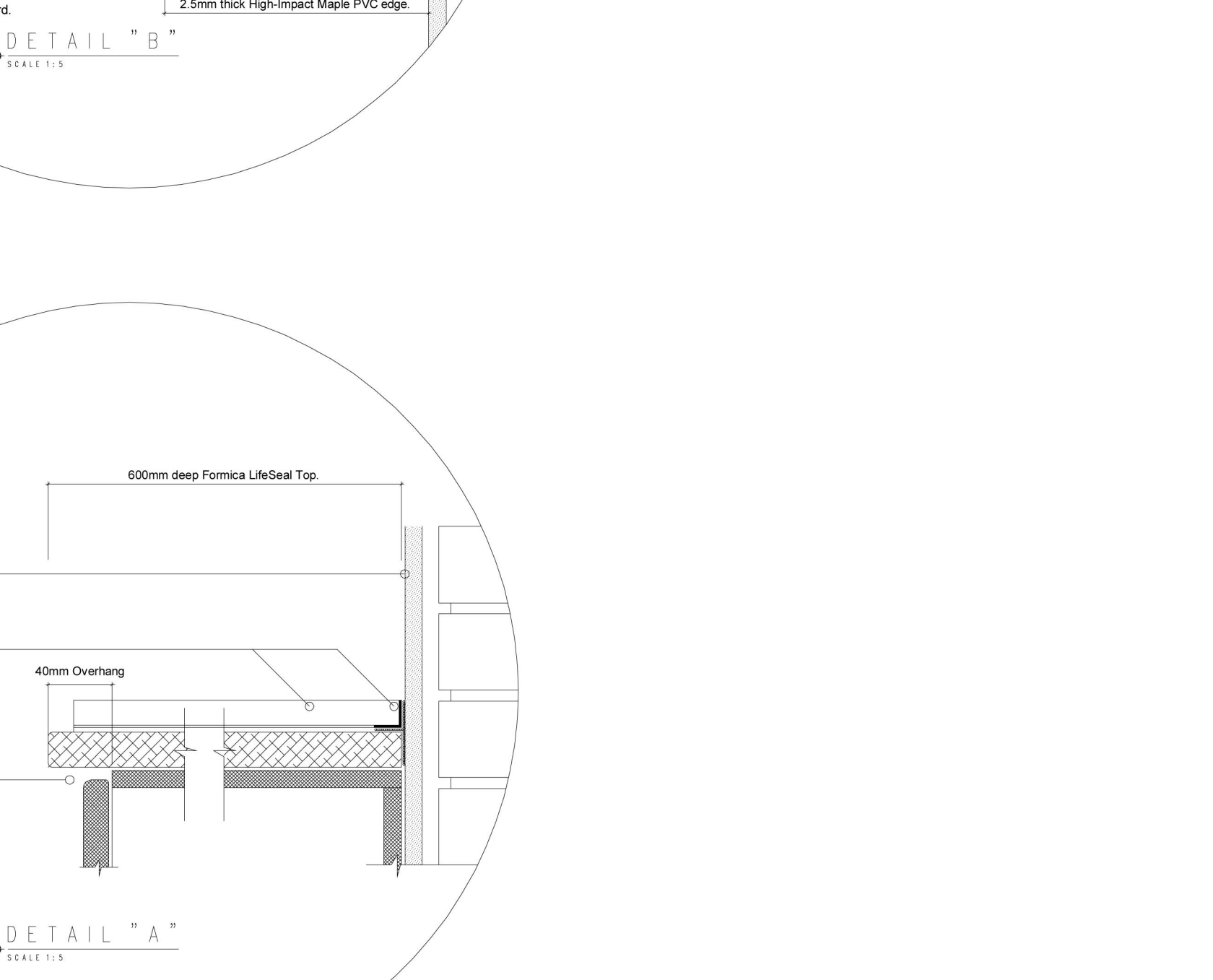
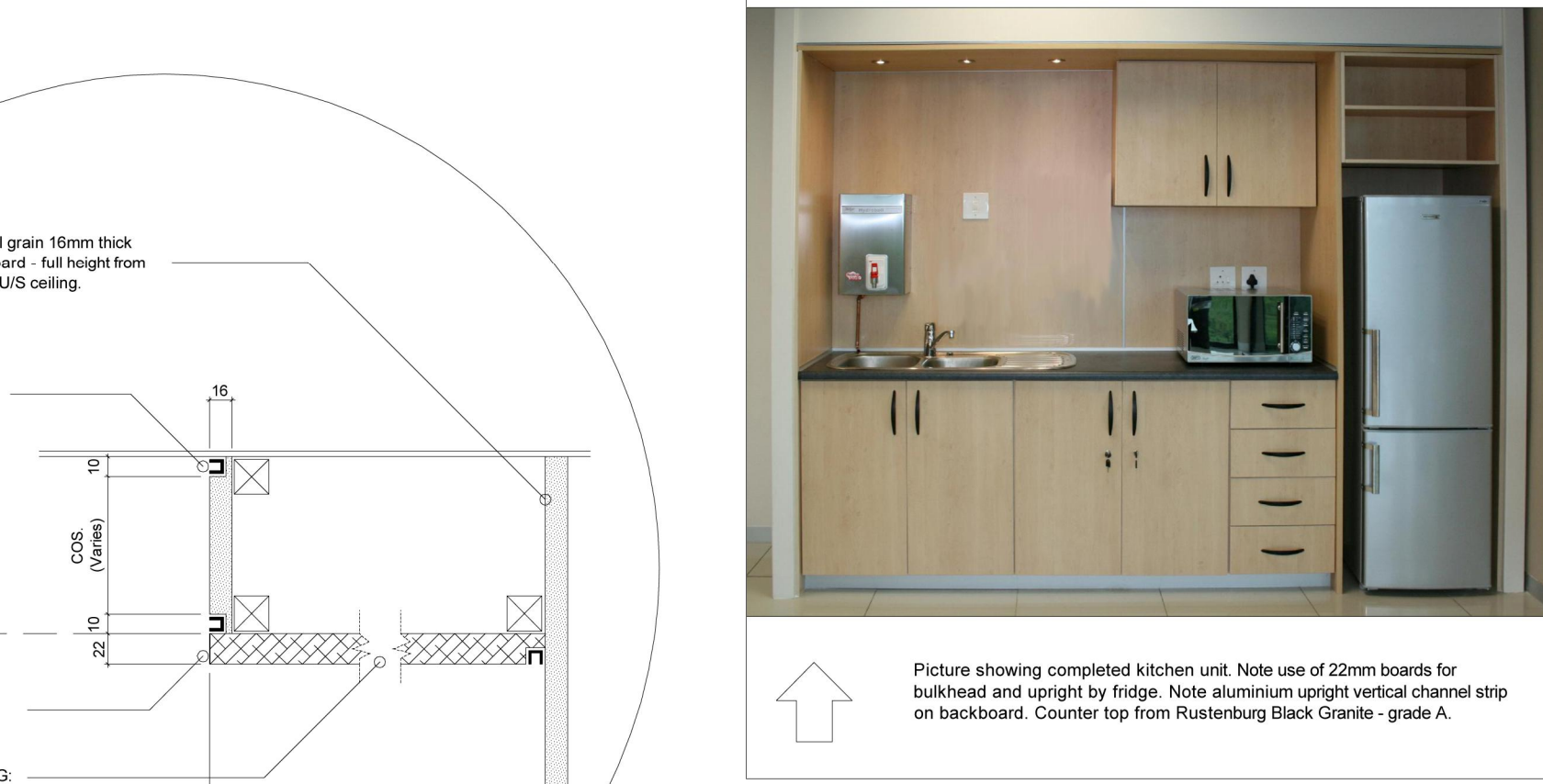
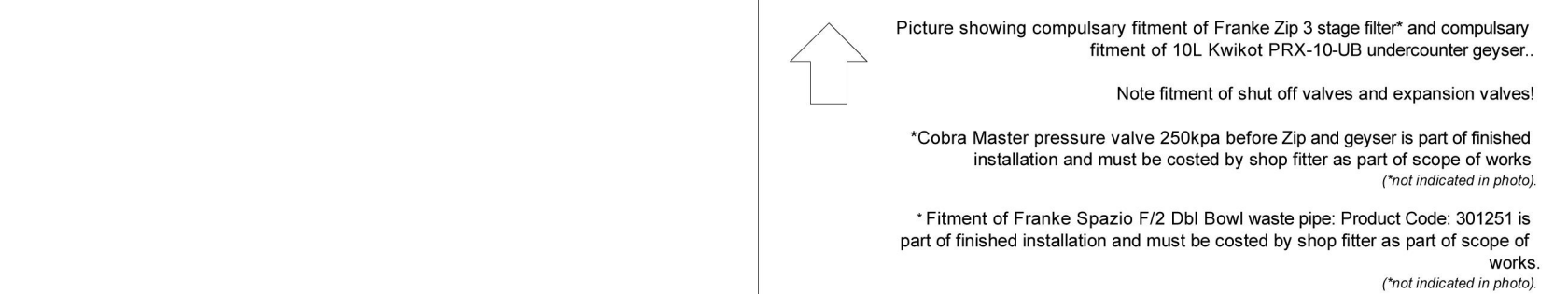
New 90mm drywalling with full-height aluminium end caps.

Top and bottom of drawer fronts to line up with top and bottom of cupboard doors. Size and spacing equal and exact. Boxes from white Melamine faced 16mm high density grade A chipboard. 13.5mm gap between box and each carcass side. 4 no. Calmar 500mm 35mm Full Extension Telescopic Ball Bearing Side Mounted slide (Code 7053).

- NOTE:
- All Cupboard Panels from Grade A Melawood
 - Colour: Vancouver Maple 688.
 - Grain is always vertical.

- NOTE:
- ZIP HydroBoil 7.5l installation is part of the Shopfitting Specifications and full installation of the Hydroboil - including Electrical wiring, Isolator switch, plumbing and Zip 3 stage filter under sink is to be priced on by the Shop fitter as part of the shopfitting installation.
 - The position of the Hydroboil installation is critical and must be installed as dimensioned and at the correct height. The Hydroboil Tap must drip to just off C/L of large sink bowl and must not under any circumstances be fitted to drip over the Frankie: Cascade Swivel Chrome mixer tap below.
 - Fitment of the 10L Kwikhot PRX-10-UB under counter geyser is compulsory and forms part of the Shopfitters scope of works. Fitment to include all shut-off valves, master flow pressure valves and drip-trays.
 - Fitment of all sinks, tap fitting, piping, lagging, plumbing, etc forms part of the shopfitters scope of works and the shopfitter is to ensure all trades (electrical/plumbing/sewer/etc) are costed for under their pricing for this specification document.

- NOTE:
- All Cupboard Panels from Grade A Melawood
 - Colour: Vancouver Maple 688.
 - Grain is always vertical.



ALL PLANS AND DOCUMENTS ARE THE SOLE PROPERTY OF SARS FACILITIES SPACE PLANNING. NO REPRODUCTION MAY BE MADE WITHOUT THE WRITTEN CONSENT OF SARS FACILITIES.

NOTE : ALL DIMENSIONS MUST BE VERIFIED ON SITE BEFORE THE COMMENCEMENT OF WORK

DATE	NO	AMENDMENT
04-05-11	6	Tap mixer specification changed to eliminate clash against hydroboil and reduce cost.
06-06-11	7	Kwikhot PRX-10-UB 10L under counter geyser specification and picture of typical fitment added.
25-10-11	8	Fitment of PRX-10-UB 10L made compulsory. Note clarifying electrical / plumbing requirements as shopfitters scope of works added. U-Seal tap colour spec changed to Tiffany.
13-06-12	9	Frankie sink changed to 1100x500 one and a half bowl. QLX 621-110 (Product Code: 820006). Cupboard Carcasses changed to industry standard sizes. 2x Side panels added.
19-08-15	12	Countertop changed to granite.

AMENDMENT SCHEDULE

SCALE As Shown (A1)

DRAWN BY SARS

Revision Control 12.0

DRAWING CATEGORY
SHOPFITTING

DESCRIPTION
KITCHENETTE: WET 1

REFERENCE CODE
SF-05-KITC-WET-1

PAGE
1 of 1

SARS

SPACE PLANNING &
BUILDING FACILITIES
MANAGEMENT

REFERENCE DRAWINGS